



# THE PATRIOT

IPMS Patriot Chapter Newsletter  
Pip Moss, Editor

Billerica, MA  
www.ipmspatriot.org



April 2022

## Meeting Info

The next Patriot Chapter meeting will take place on Friday, April 1, at 7:30 p.m. at the First Parish Unitarian Church in Billerica, MA. The church is located on Concord Road, just as it meets Route 3A (Boston Road) at the Billerica Town Common. The April meeting will be a build session with a business meeting, Show-and-Tell, and a raffle. We will also hold elections for 2022 officers.



In our first in-person meeting in almost exactly two years, a great time was had by all. 'Nuff said!

## In This Issue

March Meeting Minutes.....	2
Show-and-Tell List.....	2
Show-and-Tell Gallery .....	3
Upcoming Events .....	29
IPMS/USA Membership Form.....	29

## Minutes from the March Meeting

The meeting was chaired by acting club President Pip Moss and VP Bill Michaels almost exactly two years since the last in-person meeting (3/4/2020).

**1) Five new members** in attendance plus one rejoining after a prolonged absence introduced themselves. New members have been attending the club's Zoom meetings.

### 2) Club officers

Pip indicated that a new President would be required as he already undertakes several different club functions.

The various roles (officers and auxiliaries) were explained, and members were invited to make nominations for all positions for those interested. Nominations can be submitted in advance with the intent to hold both nominations and elections at the next meeting.

### 3) Treasurer's Report

Treasurer John Touloupis delivered the expenses/income report since the last meeting. This included a brief explanation for new members of expenditures for "trophy Packs." A motion to sponsor three trophy packs and make a \$150 donation for NoreastCon (Region 1 show) was passed.

### 4) Theme/Group build

We would like to get suggestions for the annual group build in for the next meeting so we can decide what the theme is to be at the next meeting in order to get the build underway; completed builds to be presented at the Christmas meeting.

### 5) Parking

Members were reminded not to use the immediately adjacent Masons' Parking Lot

### 6) Club Flyers

George Lellios has designed a new flyer which is now ready for printing/distribution.

There was a brief discussion about distributing the flyer and approaching shops that do not already have some affiliation with other clubs. Perhaps we could reach an agreement for those shops to offer a discount to club members. Volunteers to distribute flyers were solicited.

### 7) Patcon

This will be our first show since 2019, 2020 and 21 having been canceled.

A provisional date for Patcon has been set for September 28, and the Elks Hall in Hudson is being held for us for that date. The Treasurer provided details of the associated costs and options for the Hall.

A food truck has not yet been booked.

Members were asked what they thought about making the show format in the future more of a 'regional clubs event' along the lines of shows in Europe/UK. These shows focus on inviting other clubs to book a table for their members to display and talk about their models and is less about the contest

(although there is still a small, conventional contest). Vendor presence would remain unchanged. The idea was generally well received (shows of this nature already occur for model railroaders among others) but there were some concerns. It was suggested that we talk to other clubs to get their feedback on this. Members were asked to think more on this. The intention is **not** to change the style of this year's show.

### 8) Club Raffle

New members were given a quick overview of how the raffle works.

This ended the business meeting, which was followed by Show-and-Tell and the monthly raffle.

—Richard Price, Secretary

## Show-and-Tell

Tom Boisvert..... 1:35 M2A3 Bradley (Meng)  
1:10 Navy Diver (Unknown)  
Tom Flaherty..... 1:35 Panzer II Ausf. F/G (Tamiya)  
Pete Legge..... 1:25 Tyrannosaurus Rex (Glencoe)  
1:25 Stegosaurus (Glencoe)  
WIP 1:32 S.E.5a (WNW)  
George Lellios..... 1:32 Me 262 A-1a anime (Hasegawa)  
Tim Merry..... 1:25 1983 VW Rabbit L (Revell)  
1:20 "Future Boy Conan" mech (Aoshima)  
1:25 Astro 95 Miller High Life truck/trailer (AMT)  
Jamie Michaels..... 28mm Stormdrake Guard (Citadel)  
six 28mm wargaming figures from earlier newsletters  
Pip Moss..... 1:48 F6F-3 Hellcat (Eduard)  
1:48 Republic F-84E (Revell)  
1:48 Fw 190 A-8/R-11 Nachtjäger (Trimaster)  
Bart Navarro..... 1:72 A-37B Dragonfly (Academy)  
1:72 Beech C-45F (Hobbycraft)  
1:72 F-86F-30 Sabre (Fujimi)  
1:24 Hudson Hornet (Moebius)  
Mike O'Keefe... 1:20 Ma.K MK44 Ammoknight (Hasegawa)  
Brendan O'Malley..... 1:24 Alfa Romeo 155 (Tamiya)  
1:24 Sauber-Mercedes C9 (Tamiya)  
Ken Sullivan..... 1:72 TV-2 SeaStar (Platz)  
1:72 F2H-3/4 Banshee (Academy)  
1:72 F9F-8 Cougar (Minicraft/Hasegawa)  
John Walker..... 1:72 Hannover CL.IIIa (Airfix)  
1:72 Packard-Lepere LUSAC-11 (RosePlane vac)  
1:72 Boeing F4B-4 (Monogram)  
1:72 Curtiss P-40B (Airfix)  
Thomas Warchal..... 1:100 RX-78-4 Gundam (Bandai)



**Tom Boisvert**  
1:35 scale M2A3 Bradley  
(Meng)

Tom used paints and weathering products from MIG. Decals are from the kit; markings are for Iraq 2008.



**Tom Flaherty**

**1:35 scale Panzer II Ausf. F/G (Tamiya)**

Tom added extensive PE details from Eduard, which involved heavy sanding of existing details and fenders to prep for the PE. Paints are Vallejo acrylics. For weathering Tom used Abteilung oils (Black and Paynes Gray) for pinwashes as well as MIG pigments (Sand and N. African Dirt). The tracks were painted with Vallejo Black Primer, Sand, Rust, White, Golden Brown and Steel as well as Tamiya Smoke. The tracks were weathered with Vallejo Model Work European Dust and Vallejo Dark Steel pigment as well as pigments used for the hull.

Tom writes: "First time using photo-etch; first time using pigments; first time routing/sanding off parts of a kit."

**Show-and-Tell Gallery (continued)**



**Pete Legge: 1:25 scale Tyrannosaurus Rex (Glencoe)**

**Show-and-Tell Gallery (continued)**



**Pete Legge:** 1:25 scale Stegosaurus (Glencoe)



**George Lellios**  
1:72 scale Me 262 A-1a  
(Hasegawa)

George built this OOB from a special edition boxing that provides decals to replicate an aircraft from the anime series "The Cockpit." Paints are Mr. Color acrylic lacquer Black and Burnt Iron. The pilot was hand-painted. The model is mounted on an acrylic rod affixed to a stone tile drilled out to receive it.

George writes: "A fun, cool-down build following a lengthy, extensive previous project."

**Show-and-Tell Gallery (continued)**



**Tim Merry:** 1:25 scale 1983 Volkswagen Rabbit L (Revell)

Tim built the kit OOB and painted it with Tamiya spray can Racing White.





**Tim Merry**

1:20 scale "Future Boy Conan" mech (Aoshima)

The model was built OOB and painted with G Paint Base Color.

Tim writes: "First exploration in weathering and distress. There's a fully painted motor inside that no one will ever see!"

"Future Boy Conan" is a post-apocalyptic science fiction anime series that premiered across Japan between April and October 1978. The official English title used by Nippon Animation is "Conan, The Boy in Future." It is an adaptation of American science-fiction writer Alexander Key's 1970 novel "The Incredible Tide."

The main protagonist of the series, Conan, is an 11 year old boy who grew up on a small island and was raised by his grandfather. Tim's model depicts Dyce, a citizen of Industria and the captain of the ship Barracuda. He was ordered to kidnap Conan's friend Lana prior to the start of the series, but let her escape due to his obsession with his captive. Dyce is initially a comedic villain in the show, but eventually becomes one of Conan's allies.





**Tim Merry**  
1:25 scale Astro 95 Miller High Life truck and trailer (AMT)

The model was built OOB and painted with Krylon rattle can Semigloss White and Satin Black. Tim applied some light weathering to the engine and chassis. Decals for the Miller High Life livery are from the kit.

Tim writes: "It's absolutely massive and was equally enjoyable to build."

GMC produced its Astro line of heavy-duty cabover trucks from model years 1969 to 1987. Succeeding the F/D-series "Cracker-box" cabovers, the Astro was also marketed by Chevrolet as the Titan, serving as the largest cabover trucks ever produced by General Motors. The truck was powered exclusively by diesel engines including models from Detroit Diesel, Cummins and Caterpillar.

**Jamie Michaels**

**28mm Stormcast Eternals  
Stormdrake Guard (Citadel)**

Jamie built this wargaming figure OOB. He painted it with Vallejo acrylics primarily as well as Turbodork metallics.

Stormcat Eternals are characters in the fantasy wargaming universe "Warhammer Age of Sigmar" produced by Games Workshop. It is the sequel to the original "Warhammer" game that was discontinued in 2015.

The Stormcast Eternals, also sometimes called simply Stormcast, are superhuman, nigh-immortal warriors whose souls have been magically Reforged by the will of the God-King Sigmar. They now serve as the primary weapons of the Grand Alliance of Order in retaking the Mortal Realms from the forces of Chaos in the Age of Sigmar. Stormdrake Guard consist of Stormcast Eternals that ride upon Draconith (dragons) as a result of the Pact Draconis sworn between Sigmar and the Drake-Princes Kronidys and Karazai.





### Pip Moss

1:48 scale Fw 190 A-8/R-11  
Nachtjäger (Trimaster)

Formed by a number of ex-Hasegawa employees, Trimaster was active from 1987 to 1991. During that time the company produced some of the first "mixed-media" kits with photo-etch, metal tubing and white metal parts along with molded styrene. They focused solely on Luftwaffe subjects, and their kits were some of the most detailed and most expensive of their time, the latter factor being instrumental in their early demise.

This is a nightfighter version of the Fw 190 A-8, one of very few that mounted the FuG 217 J-2 Neptun radar with external antennas. It also featured flame dampers over the exhausts and a 300 liter belly fuel tank. The use of single seat planes as nightfighters was not highly successful mainly due to the heavy workload it placed on the pilot.

The kit was built OOB and painted with Mr. Color acrylic lacquers (RLM 02, 66, 75 and 76) and Model Master enamel (RLM 74). The entire paint job, with the exception of the black fuselage panels, was airbrushed free-hand. The radio antenna is invisible mending thread. The radar dipoles are telescoping rod and tubing supplied in the kit. Decals are from Owl (individual plane markings) and Aeromaster (stencils). The model depicts the only photo-documented A-8/R-11, "White 9" flown by Ofw. Günther Migge of the Wilde Sau unit 1./NJGr. 10.

## Show-and-Tell Gallery (continued)



### Pip Moss

1:48 scale F-84E (Revell)

The model was built basically OOB, the only aftermarket addition being an ejection seat from Quickboost. The NMF is primarily Alclad Duraluminum with Dark Aluminum for the various fuselage access panels. The darker areas, such as below the cockpit, were achieved by misting on light coats of Alclad Hot Metal Carbon over the Duraluminum. The olive drab antiglare areas are Model Master enamel ANA 641. All red trim and stripes besides the tip tank arrows were masked and painted with Testors Flat Red. The kit decals were only used for stencils: individual plane markings are from an Experts-Choice sheet, and the national insignia are from Techmod. The decals for the wing USAF markings were not a good match for Insignia Blue, so I scanned and converted them to computer vector drawings from which Bill Michaels cut excellent masks with his Silhouette cutter. The markings were then airbrushed with Model Master Insignia Blue. The model depicts "Miss Jacque II" / "Kay-Allen" of the 182nd FBS, 136th FBW, 5th AF, Taegu Air Base, Korea, January 1952. The unit was originally part of the Texas ANG.

Development of Republic's graceful looking F-84 Thunderjet begun in 1944 to replace the WW2 era P-47 Thunderbolt, was long and troubled, plagued by engine and structural failures. The first combat-ready models, the -D and -E, proved to be no match for Soviet jets in the air-to-air mission over Korea, so it was used almost exclusively for low-level ground attack, a role in which it excelled. It became the USAF's primary attack plane during the entire conflict.



**Pip Moss**  
148 scale F6F-3 (Eduard)

Aftermarket items for this build include prop blades/spinner and main wheels from Ultracast, and turned brass MG barrels from Master Model. The Profipack boxing includes PE and masks. The flimsy PE support straps for the drop tank were replaced with strips of sheet styrene. Paints for the four-color scheme came from various sources: the under surface white is Mr. Color acrylic lacquer Character White, the Intermediate Blue is Model Master enamel, the Non-Specular Sea Blue (fuselage top) is Model Master enamel mixed with a small amount of Insignia Blue to make it slightly lighter and bluer, and the Semigloss Sea Blue (wings and horizontal tail) is Floquil Military Colors enamel with a light overspray of Model Master NS Sea Blue to bring it back a little closer to the fuselage. The entire paint job was airbrushed freehand. The dark blue rectangular patches just ahead of the fuselage insignia and at the very front of the cowl (presumably applied to cover old plane numbers) are unmixed Model Master NS Sea Blue. The decals (really excellent quality) are from a Techmod sheet. The plane depicts "Little Joe" of VF-51 aboard USS San Jacinto in 1944. A period photo of the plane clearly shows the dark blue patches, the unorthodox ragged, slanting fuselage color demarcation, and the slight sheen of the Semigloss Sea Blue on the wings.



**Bart Navarro:** 1:72 scale A-37B Dragonfly (Academy)

Bart built the kit OOB and painted it with Tamiya acrylics. Decals are from the kit. Markings are for a USAF aircraft from the 8th SOS in Vietnam around 1970.

## Show-and-Tell Gallery (continued)



**Bart Navarro:** 1:72 scale Beech C-45F (Hobbycraft)

Bart built the kit OOB and painted it with Tamiya acrylics. Decals are from the kit.





**Bart Navarro:** 1:72 scale F-86F-20 Sabre (Fujimi)

Bart built the kit OOB and painted it with Tamiya acrylics. Decals are from the kit. Markings are for the USAFE demonstration team, the 48th FW Skyblazers based at Chaumont AB, France around 1956.




**Mike O'Keefe**  
1:20 scale MK44 Ammoknight  
(Hasegawa, ex-Nitto)

Mike built the kit OOB and painted it with acrylics and artist's oils. The base was made from pink foam insulation. Mike hand painted the Iron Maiden Trooper Beer logo on the wall using acrylics.

Maschinen Krieger (AKA Ma.K), is a science fiction intellectual property created by Japanese artist and sculptor Kow Yokoyama in the 1980s. It consists of an illustrated series, a line of merchandise comprising display and action figures of mecha characters, a 1985 short film, as well as an upcoming Hollywood-produced film by Vertigo Entertainment's Roy Lee.

The franchise originally began as the science fiction series SF3D which ran as monthly installments in the Japanese hobby magazine "Hobby Japan" from 1982 to 1985. The Japanese Nitto Co produced a line of model kits, mostly 1:20 scale, of characters from the series, including the type MK44 Ammoknight, a heavily armored fighting suit capable of high-speed maneuvering and armed with a smartgun that automatically pursues its target.



Show-and-Tell Gallery (continued)



**Brendan O'Malley:** 1:24 scale Alfa Romeo 155 (Tamiya)

**Show-and-Tell Gallery (continued)**



**Brendan O'Malley: 1:24 scale Sauber-Mercedes C9 (Tamiya)**




**Ken Sullivan: 1:72 scale TV-2 SeaStar (Platz)**

The kit was built OOB and painted with MRP and Zero Point lacquers. Decals are from the kit. Markings are for ATU-200.

From Ken: "Rare, kinda expensive kit from a company I never heard of, but excellent quality ... The TV-2 SeaStar was the Navy's trainer version of the Lockheed F-80 Shooting Star with 2 seats. The Navy found the plane to be unsuitable for carrier landings, however, so they had to completely re-engineer it into a carrier capable version designated TV2. My uncle Bob flew the Dash 2 version in the US Navy. Uncle Bob says this is the plane he used to fly his best friend home from Gitmo to see his new baby in Memphis. 'He is the same pilot that landed blind—as in couldn't see—an F9F on a carrier in 1950 off the coast of Korea in the early stages of the conflict. Really interesting story.'"

## Show-and-Tell Gallery (continued)



### **Ken Sullivan:** 1:72 scale F2H-3/4 Banshee (Academy)

Ken built the kit OOB and painted it mostly with MRP acrylic lacquers. Decals are from the box. Markings are for VF-11 "Red Rippers" who flew the Banshee off the carrier USS Kearsage during the Korean War.

More from Ken: "My uncle flew the -2 Banshee off of the USS Bennington. Uncle Bob writes: 'You would shut down one engine for maximum range. Also everything in it was electric, no hydraulics. Almost always carried tip tanks. We used to bring our booze back from Gitmo in its tip tanks. We would park at Quonset Point and raise the wings overhead so the customs people couldn't get to them. They knew what we were doing and didn't make a fuss about it. It was our squadron's plane between the F9F and the F-4.'"

## Show-and-Tell Gallery (continued)



**Ken Sullivan:** 1:72 scale F9F-8 Cougar (Minicraft/Hasegawa)

Ken built the kit OOB and painted it mostly with MRP acrylic lacquers. Decals are from the kit. Markings are for VT-26 "Flying Tigers." Ken: "My uncle flew the Cougar off of the USS Bennington."



**John Walker: 1:72 scale Hannover CL.IIIa (Airfix)**

John added cockpit interior details. Paints are Vallejo acrylics; Decals are from Printscape. Markings are for Schlachstaffel (battle squadron) 20, piloted by Rudolf Hager with observer Otto Weber, France, 1918. The plane was shot down on 4/10/1918 by US ground fire, although credit for an air-to-air kill was given incorrectly to ace Eddie Rickenbacker. Weber survived to become a POW, but Hager died of his wounds.





**John Walker:** 1:72 scale Packard-Lepère LUSAC-11 (RosePlane vacuform)

John added masking tape ribs on the underplanes and scratchbuilt the machine gun scarf ring. Interplane support rigging is Evergreen .10"-by-.20" styrene strip. Paints are Vallejo Model Air acrylics. Decals are from the kit.

The LUSAC- (Lepère United States Army Combat) 11 was a French designed escort fighter built in the USA during WW1 to bolster the small number of combat-ready American planes available at the time. Although large numbers were ordered, the LUSAC-11 didn't fly until 1918, and only 30 were built before the order was canceled at the end of the war. The plane never saw combat service in Europe, but one aircraft achieved fame by setting an altitude record of over 34,000 in 1920, a record that stood for about two years.



**John Walker:** 1:72 scale F4B-4 (Monogram)

John added a Starfighter Decals resin cockpit set and used E Z Line for the rigging. Paints are Vallejo Model Air acrylics. Decals are from the kit. Msrkings are for VF-2 aboard USS Lexington circa 1937-38.

## Show-and-Tell Gallery (continued)



**John Walker: 1:72 scale P-40B (Airfix)**

John built the kit OOB and painted it with Vallejo Model Air acrylics. Decals are from the kit. Markings are for a plane from the 6th Pursuit Squadron, 18th Pursuit Group stationed at Wheeler Field, Oahu, Hawaii at the time of the Japanese Pearl Harbor attack on 12/7/1941. The actual plane survived the attack and is now on display at the American Heritage Museum.





**Thomas Warchal**

**1:100 scale RX 78-4 Gundam  
Unit 4 "G04" Space Use (Bandai)**

Tom built the kit OOB. He pre-shaded base colors and layered metallic blue paints over them to add depth. He also applied some panel line washes in key areas. Decals are both standard and custom-made to better highlight areas of the model. Markings are for E.F.S.F. (Earth Federation Space Force) Mobile Suit Space Use, Long Range Support. Tom adds, "The kit is fully articulated even after being painted."

The RX-78-4 Gundam Unit 4 (AKA "G04") is from the M-MSV (Missing Mobile Suit Variations) original design series, designed as the 4th Gundam. Its design was updated for the video game "Mobile Suit Gundam: Encounters in Space" and the manga "Mobile Suit Gundam Side Story: Space, to the End of a Flash."

The G04 was more advanced in many ways than its more famous predecessor, the RX-78-2. The Federation decided to convert the Gundam units 4 and 5, which were already in development, into space combat versions for use as main forces in the invasion of Solomon, A Baoa Qu, and then Zeon itself. These machines based on the RX-78-2, and the replacement of the backpack and the addition of thrusters and propellant, raised their mobility by roughly 40 percent. Their operating time was also extended, and it was anticipated that they would produce great combat results during lengthy battles, especially in attacks on space fortresses.



## Upcoming Events

- April 3.....**Valleycon 31**, IPMS Wings & Wheels, Knights of Columbus, 460 Granby Road, Chicopee, MA.  
Contact Al LaFleche: [ajlafleche@comcast.net](mailto:ajlafleche@comcast.net) or 413-306-1270.
- April 3.....**BuffCon 37**, IPMS Niagara Frontier, Knights of Columbus, 2735 Union Road at William St., Cheektowaga, NY.  
Contact Mike Butry: [falcon42177@yahoo.com](mailto:falcon42177@yahoo.com)
- April 10.....**Downeastcon 2022**, IPMS Southern Maine, Sanford Memorial Gym, 863 Main St., Sanford, ME.  
Contact George Bangs: [smsmdowneastcon@gmail.com](mailto:smsmdowneastcon@gmail.com) or 207-625-8007
- April 29.....**NortheastCon 50**, Holiday Inn Express and Suites, 400 Old Loudon Road, Latham, NY.  
Contact Nick Filippone: [bpbittern@frontiernet.net](mailto:bpbittern@frontiernet.net) or 631-707-3442.
- May 14.....**Northshoreson, 2022**, IPMS North Shore, Knights of Columbus Hall, 96 Main Street, Peabody, MA.  
Contact Bill Walsh: [wwalch@outlook.com](mailto:wwalch@outlook.com) or 781-953-0914.
- July 20–23.....**IPMS National Convention/Contest**, La Vista Conference Center, La Vista, NE.  
Log on to <https://ipmsusa2022.com/>
- September 18.....**Patcon 2022**, IPMS Patriot Chapter, Hudson Elks Lodge, 99 Park Street, Hudson, MA  
Log on to [ipmspatriot.org](http://ipmspatriot.org)
- October 2.....**Baycon 2016**, IPMS Bay Colony, Smithfield Elks Lodge, 326 Farnum Pike, Smithfield, RI.  
Contact Robert Magina: [treadhead@comcast.net](mailto:treadhead@comcast.net) or 508-695-7754.
- October 16.....**GraniteCon 29** Granite State Modelers, The Falls Event Center, Manchester, NH.  
Contact Rodney Currier: [nickmatt2@roadrunner.com](mailto:nickmatt2@roadrunner.com).
- October 22.....**HVHMG 2017**, IPMS Mid Hudson, Elks Club, Lodge Overocker Road, Poughkeepsie, NY.  
Contact John Gallagher: [ggallagher@optonline.net](mailto:ggallagher@optonline.net) or 845-462-4740.

IPMS/USA MEMBERSHIP FORM	
IPMS No.:	Name: _____ <small>If Renewing</small> First Middle Last
Address: _____	
City: _____	State: _____ Zip: _____
Phone: _____	E-mail: _____
Signature (required by P.O.) _____	
Type of Membership <input type="checkbox"/> Adult, 1 Year: \$30 <input type="checkbox"/> Adult, 2 Years: \$58 <input type="checkbox"/> Adult, 3 Years: \$86	
<input type="checkbox"/> Junior (Under 18 Years) \$17	<input type="checkbox"/> Family, 1 Year: \$35 (Adult + \$5, One Set Journals) How Many Cards? _____
<input type="checkbox"/> Canada & Mexico: \$35	<input type="checkbox"/> Other / Foreign: \$38 (Surface) Checks must be drawn on a US bank or international money order
Payment Method: <input type="checkbox"/> Check <input type="checkbox"/> Money Order	
Chapter Affiliation, (if any): _____	
If Recommended by an IPMS Member, Please List His / Her Name and Member Number:	
Name: _____	IPMS No.: _____
<b>IPMS/USA</b>	PO Box 56023
Join or Renew Online at: <a href="http://www.ipmsusa.org">www.ipmsusa.org</a>	St. Petersburg, FL 33732-6023