



# THE PATRIOT

IPMS Patriot Chapter Newsletter  
Pip Moss, Editor

Billerica, MA  
www.ipmspatriot.org



February 2020

## Meeting Info

The next Patriot Chapter meeting will take place on Friday, February 7, at 7:30 p.m. at the First Parish Unitarian Church in Billerica, MA. The church is located on Concord Road, just as it meets Route 3A (Boston Road) at the Billerica Town Common. The February meeting will be a build session with a business meeting, Show-and-Tell, and a raffle.



Dave Schmidt brought this model to the December meeting, but your editor failed to photograph it, so here it is now. This is the ancient Monogram 1:48 scale F6F-5 Hellcat. Originally dating from 1963, the kit features retractable landing gear, folding wings, extendable arresting hook, and a wealth of crude, inaccurate, or nonexistent detail, especially in the cockpit. Dave made a slew of additions and modifications including scratchbuilding the seat, cockpit side consoles and instrument panel using sheet styrene, Waldron instrument dials and photo-etch buckles, scratchbuilding the wheel wells, casting a copy of a P&W R2800 using dental mold-making material and automotive resin to replace the molded-in engine, vacuforming a canopy, and replacing the undersized kit wheels. He also cut out the small windows aft of the cockpit to replicate an early production F6F-5. Dave used Model Master enamels for all the paint, and he hand-rubbed the Non-Specular Sea Blue to a semi-gloss finish. Decals from Microscale are for "Minsi III" flown by David McCamble, CAG of the carrier USS Essex.

## In This Issue

|  |    |
|--|----|
| January Meeting Minutes.....             | 2  |
| Show-and-Tell List & Raffle Report ..... | 2  |
| Show-and-Tell Gallery .....              | 3  |
| Upcoming Events .....                    | 14 |
| IPMS/USA Membership Form .....           | 14 |

## Minutes from the January Meeting

The membership discussed the **Group Build Theme** for 2020. For the benefit of new members, a quick overview was provided:

When we first started having group builds, we would pick a specific subject early in the year, and then everyone participating would have the balance of the year to build the model and bring it to the December meeting. Some examples were NASCAR cars, DC-3s, PT-109, etc. As time went on, we evolved from specific subjects to more general themes to give members more latitude in picking a subject. “Mustangs and Messerschmitts,” “C-130s or SdKfz. 251 Halftracks” and the like evolved into even more general themes, such as “Anything with legs,” “Things that float,” “The 1950s,” etc.

Typically, ideas for possible themes are discussed during the January and February meetings. Depending on turnout, the A-list of finalists (usually 5) is then selected in either February or March, with a final vote taken the month after.

A couple of members pointed out (to general agreement) that broader themes that don’t restrict subjects to historical subjects are more inclusive. Several ideas were offered as possible themes for 2020:

- “Turncoats” subjects that were used against their former owners.
- “Just missed it” subjects that didn’t quite meet expectations.
- “Fabulous Flops” similar to the preceding one, but for subjects that really missed the mark.
- “Double numbers” subjects with repeating digits in the name. A figure of 007, a B-66, etc.
- “Number 4” anything with the number as part of the name/designation. M4 Sherman, F-4 Phantom, etc.
- “Empires” subjects associated with an empire.
- “The 1990s” subjects first released or entering service in the 90s.
- Something related to the 400th anniversary of the Commonwealth of Massachusetts.

### Club Trip Discussion

Dave brought up the topic of organizing a club trip. Based on feedback from last year, during which we didn’t get one organized, Dave (and others) felt that planning for a late spring/early summer trip was better timing. Some ideas for destinations that were brought up:

Battleship Cove, Owls Head Transportation Museum, The NE Air Museum, the Wright Museum, and Slot Car racing in Ashland.

The **Treasurer’s Report** was read and accepted.

Donuts were eaten, models were shown and stories told, the raffle was held, and all went home happy.

—**Bill Michaels, Vice President**

## Show-and-Tell

George Caswell ..... 1:100 RGM-79 GM (Bandai)  
Jason Lee.....1:48 Il-2 (Accurate Miniatures)  
George Lellios.....1:144 Zugock-E (Bandai)  
Sergio Melendez..... 1:144 Gundam Nataku Altron (Bandai)  
Bill Michaels ..... 28mm Monty P Holy Grail figures (Studio)  
Jamie Michaels .....28mm Void Archon (Privateer Press)  
28mm Thamarite Archon (Privateer Press)  
Ken Sullivan..... 1:25 Beverly Hillbillies truck (AMT)  
1:32 Apollo 11 capsule (Revell)  
Thomas Warchal ..... 1:144 EZ-SR Gundam (Bandai)  
1:100 RX-78-5 Gundam G05 (Bandai)  
David Zucker ..... Four Polish Winged Hussars (various)

## Raffle Report

### January winners:

Bill Michaels, Tamiya 1:48 P-38E/F  
Ken Fields, Cutaway Star Trek USS Enterprise  
Dave Schmidt, Tamiya 1:35 Panzer 38 (t)  
Alan Beeber, Tamiya 1:35 SdKfz. 139 Marder III



George Caswell's 1:100 scale RGM-79 GM (Bandai), built pretty much OOB. Paints are Mr. Color acrylic lacquers. The figure's right side (left in the photo) is unpainted; the left side has been painted. The same is true of the shield, with the right side being painted and slightly darker than the unpainted left side. George writes, "I built this back in 2007 as a demo piece for an instructive model-building workshop I organized to present at anime conventions between 2004 and 2011. The model is meant to illustrate the benefits of painting and seam work on a color-molded kit. However, in some respects it isn't a great example since it's an older kit (1990s) that doesn't truly represent the appearance of modern Gundam kits. I gave it the unit number 10 because it reminds me of the character "Baron Ashura" who is also half-and-half."

## Show-and-Tell Gallery (continued)



Jason Lee's 1:48 scale Ilyushin IL-2m3 Sturmovik (Accurate Miniatures), built OOB and painted with Tamiya acrylics. Decals are from the kit.

The Ilyushin IL-2 Sturmovik was **the** Soviet ground attack aircraft. Known affectionately to Soviet soldiers as the "Flying Tank," it was provided with considerable armor and formidable firepower. First flown as a single-seater (Type 1), the IL-2m (Type 2) was introduced to provide better protection from rear attack by adding a rear gunner. With the Type 3 the wings were swept back to compensate for the change in the center of gravity due to the addition of the gunner's position. Despite all of the armor plate and impressive armament, these aircraft suffered appalling losses. Even when production reached 1,000 aircraft per month, new planes barely equaled attrition. By May of 1945 over 36,000 had been constructed, more than any other military aircraft in history. The IL-2 ranged over the battlefields of Russia and harassed German ground forces all the way to Berlin in 1945. The kit represents the definitive Sturmovik, the two seat IL-2m3 (type 3) version with metal swept wings, a wooden fuselage, and rear gunner's position.



## Show-and-Tell Gallery (continued)



George Lellios's 1:144 scale Zugock-E (Bandai). George customized the head mono-eye area and vents (cut and pla-plate). Paints are Tamiya and Vallejo Mecha acrylics. Decals are from the kit. The Zugock (AKA Z'gock)-E is an experimental amphibious mobile suit created by the Principality of Zeon during the One Year War. It is first featured in the *Mobile Suit Gundam 0080: War in the Pocket* anime OVA series.

## Show-and-Tell Gallery (continued)




Bill Michaels's 28mm set of figures from *Monty Python and the Holy Grail* (Studio Miniatures): Arthur, King of the Britons, Sir Bedevere, and their squires. The figures are part of the "Medieval Mayhem" series. Bill built them OOB, painted them with Vallejo acrylics, and used a dark wash for weathering.



Sergio Melendez's 1:144 scale Altron Gundam (Bandai), built OOB and painted with Tamiya acrylics. Decals are from the kit. The XXXG-01S2 Altron Gundam (AKA Altron, Nataku, or Gundam Zero-Five) is the upgraded version of XXXG-01S Shenlong Gundam that appears in *Mobile Suit Gundam Wing* and *New Mobile Report Gundam Wing: Endless Waltz*. It is piloted by Chang Wufei. Altron was built from the wreckage of XXXG-01S Shenlong Gundam, with the Gundam scientists quietly using the OZ manufacturing facilities on the moon to upgrade the Gundam with new equipment and weaponry. Altron is still a close combat unit, but was given more mid-range weaponry.

## Show-and-Tell Gallery (continued)



Ken Sullivan's 1:25 1921 Oldsmobile "Beverly Hillbillies" pickup truck (AMT), built OOB and painted mostly with MRP acrylic lacquers. Decals are from the kit. Ken writes, "An old and scruffy kit of an old and scruffy subject. The parts don't even have numbers stamped on 'em! I was planning to dirty it up with a lot of rust and grime, but it looked so cool clean that I didn't have the heart. I'm considering making a still for the back and just calling it a moonshiner's truck."





## Show-and-Tell Gallery (continued)



Jamie Michaels's 28mm Warmachine mercenary figures (Privateer Press). Top: Void Archon. Bottom: Tamarite Archon. Both figures were painted with Vallejo acrylics. Military Green is the main color on the Tamarite; the bottom of the Void is Curacao with a blue wash.

Mercenaries (known as minions in the Hordes gaming universe) can work for other factions. They will only hire themselves to certain factions on a mercenary-by-mercenary basis.

## Show-and-Tell Gallery (continued)



Ken Sullivan's 1:32 scale Apollo 11 capsule (Revell). Ken added a resin command module interior set. Paints are Spaz Styz Mirror Chrome for the command module, Testors silver for the service module, and MRP acrylic lacquers wherever possible. Ken writes, "A loose build of an old classic. The aftermarket cabin caused many fit problems and a lot of pain and suffering. In the end I came up with a barely adequate model out of proportion to the trouble it gave me. Best part is the base which in a dimly lit room does give the impression that the ship is floating in space. Turns out that many of my models are better off in a dimly lit room."

## Show-and-Tell Gallery (continued)



Thomas Warchal's 1:144 scale EZ-SR Gundam (Bandai), built mostly OOB. Thomas applied a heavily sand-swept finish starting with a gray primer base, then flat based primary colors for surfaces and panel lines. The figure was weathered using sponge techniques layered with different colors and sheens. Decals are for hot rods. Thomas adds, "EZ-SR is a highly customizable ground/air suit that can be used for recon, radar way-finding and medium/close combat action."

## Show-and-Tell Gallery (continued)



David Zucker's collection of Polish Winged Hussars, all produced by various Russian master crafters. Winged Hussars, were one of the main types of cavalry in Poland and in the Polish-Lithuanian Commonwealth between the 16th and 18th centuries. Modeled on the Hungarian Hussars, the early hussars were light cavalry of exiled Serbian warriors. By the second half of the 16th century and after King Stephen Báthory's reforms, hussars were transformed into a heavily armored shock cavalry.



## Show-and-Tell Gallery (concluded)



Thomas Warchal's 1:100 scale RX-78-5 Gundam (Bandai), built OOB. The model is not painted. Decals are rub-on transfers from the original kit. Thomas used panel line markers and Q-tips for very subtle weathering effects. Markings are for the Earth Federation Space Force. Thomas adds, "The model was done this way just to show how to do a basic build with minimal weathering." Note the human-sized figure between the Gundam's feet, which gives an idea of the scale of the figure.

## Upcoming Events

- March 21 ..... **Model Swap & Build Day**, IPMS Central CT Buckingham Cong. Church, 16 Cricket Lane, Glastonbury, CT  
Contact Christopher Ekstrom: [cekstrom@netscape.net](mailto:cekstrom@netscape.net) or 860-228-0805.
- March 28 ..... **RepLICon 30**, IPMS Long Island, Freeport Recreation Center, 130 E. Merrick Road, Freeport, NY.  
Contact Robert DeMaio: [taurleo@optonline.net](mailto:taurleo@optonline.net) or 631-707-3442.
- March 29 ..... **Valleycon 30**, IPMS Wings & Wheels, Knights of Columbus, 460 Granby Road, Chicopee, MA.  
Contact Al LaFleche: [ajlafleche@comcast.net](mailto:ajlafleche@comcast.net) or 413-306-1270.
- April 5 ..... **BuffCon 37**, IPMS Niagara Frontier, Knights of Columbus, 2735 Union Road at William St., Cheektowaga, NY.  
Contact Richard Bernecki: [berneckir@gmail.com](mailto:berneckir@gmail.com) or 716-474-6444
- April 5 ..... **Downeastcon 2020**, IPMS Southern Maine, Saco Middle School, 40 Buxton Road, Saco, ME.  
Contact George Bangs: [smsmdowneastcon@gmail.com](mailto:smsmdowneastcon@gmail.com) or 207-625-8007
- April 25 ..... **Can/Am Con '20**, IPMS Champlain Valley, Plattsburgh Holiday Inn, Plattsburgh, NY.  
Contact Frank Baehre: [frankandsandyb@verizon.net](mailto:frankandsandyb@verizon.net) or 518-561-4265, or go to [www.ipmscv.com](http://www.ipmscv.com).
- May 1 ..... **NortheastCon 49**, hosted by IPMS Niagara Frontier, Quality Inn and Suites, 8250 Park Rd, Batavia, NY.  
Contact David Schwab: [davidsp51stang@aol.com](mailto:davidsp51stang@aol.com) or 585-865-8672.
- July 29–August 1 ..... **IPMS National Convention/Contest**, Embassy Suites/San Marcos Conference Center, San Marcos, TX.  
Log on to <http://www.nats2020.com/>
- September 20 ..... **Patcon 2020**, IPMS Patriot Chapter, Hudson Elks Lodge, 99 Park Street, Hudson, MA  
Log on to <http://www.ipmspatriot.org>
- October 18 ..... **GraniteCon 2020** Granite State Modelers, The Falls Event Center, 21 Front St., Manchester, NH.  
Contact Rodney Currier: [nickmatt2@roadrunner.com](mailto:nickmatt2@roadrunner.com).

## IPMS/USA MEMBERSHIP FORM

IPMS No.: \_\_\_\_\_ Name: \_\_\_\_\_  
If Renewing First Middle Last

Address: \_\_\_\_\_

City: \_\_\_\_\_ State: \_\_\_\_\_ Zip: \_\_\_\_\_

Phone: \_\_\_\_\_ E-mail: \_\_\_\_\_

Signature (required by P.O.) \_\_\_\_\_

Type of Membership  Adult, 1 Year: \$30  Adult, 2 Years: \$58  Adult, 3 Years: \$86

Junior (Under 18 Years) \$17  Family, 1 Year: \$35 (Adult + \$5, One Set Journals) How Many Cards? \_\_\_\_\_

Canada & Mexico: \$35  Other / Foreign: \$38 (Surface) Checks must be drawn on a US bank or international money order

Payment Method:  Check  Money Order  Credit Card (MC/VISA/DISC)

Credit Card No: \_\_\_\_\_ Expiration Date: \_\_\_\_\_

Chapter Affiliation, (if any): \_\_\_\_\_

If Recommended by an IPMS Member, Please List His / Her Name and Member Number:

Name: \_\_\_\_\_ IPMS No.: \_\_\_\_\_

**IPMS/USA**

Join or Renew Online at: [www.ipmsusa.org](http://www.ipmsusa.org)

P.O. Box 56023  
St. Petersburg, FL 33732-6023