

www.ipmsniagarafrontier.com

TONY'S TIDBITS

Tony Gliszczynski

Hi everyone, Prez Tony G. here and it's meeting time again. Our next meeting is Monday, Nov. 17 at 7 PM.

At this meeting we will talk about our two big shows coming up. We will also talk about the 2009 Kids Class and the importance of us doing this program. Our around the room question is "How do you explain your hobby to a non-modeler?". Mr. Paul Hines will do a demo on how to bend wood planks for ship building. Hopefully there will be many more like this to follow. There will be build and bull session and a flea market.

As you all know it's getting to be that time of the year, and we need donations for Toys for Tots. In this Dizpatch there is a list on what is needed for this program.

I would like to thank everyone who donated to help out with Ron Shatzel's granddaughter's expenses after her accident. Thanks !

Our next E-Board meeting will be at Dave Schwab's house on Nov. 24 at 7 PM.



Notes From The October Meeting

Dick Schulenberg

President Tony Gliszczynski started off the meeting with a little bit of regular business and some reminders.

The Fort Niagara diorama project is coming along. We're in need of manual labor to produce the miles of wood pickets that provided the first line of land side protection for the fort. The pickets are made from cut down and roughed up round toothpicks. We need thousands of them. A small group has been working on the diorama at Bob Collignon's studio on the Monday evenings when the club or E-Board is not meeting. Come on down.

Our annual US Marine Corps sponsored Toy for Tots gift donation is coming up for our December meeting. Each year for as long as I can remember, we have filled a couple of tables with toys, games and, more recently, small electronics. We try to target the 12-16 age group, because they are often forgotten. There should be a list of suggestions, prepared by the Target chain of stores, in this issue that might help you make good choices.

The six week long 2009 Amherst Youth Board Kids Model Building Class is also coming up soon, starting at 10 on the third Saturday in January. This event is very popular with the kids we teach, as well as the Youth Board. They've been heavily advertising the event and the class is probably filled to the 30-35 kid level already. For our efforts in providing for and running this event, the Youth Board reduces our monthly rent by 50%, so this is as important for us as it is for them. We always need mentors, even if you can only help for one Saturday morning. Sign-up sheets will be going around at the November and December meetings. It's good fun, and we eat afterwards, too!

Many of you already know that Ron Shatzel's (Ace Hobby) granddaughter was severely injured in a 4-wheeler accident recently. We passed the hat to help cover some of the expenses the family is dealing with. Your generosity is appreciated.

continued...

**The
"BuffCon"
Boys**


Tony's Tidbits

Notes From The
October Meeting

Kids' Class 2009

NoreastCon
2009

Toys For Tots

IPMS Niagara
Frontier
Member's PagePlease consider
joining IPMS/USA



www.ipmsniagarafrontier.com

October Meeting...

NOREASTCON Show Chairman Bob Collignon announced that things are progressing well. The club's website www.noreastcon2009.com is constantly updated to contain the latest info. Flyers are out with inserts containing new and updated info on events at the show. Award sponsorships are coming in and our national advertising is in place. Still lots to do, so we'll be asking for your help. He's included an open letter on page 7 of this issue of the e-Dizpatch.

The club question was "What were the best and worst model shows you've ever been to?" There were a number of interesting and entertaining comments, too many to take down. Got to learn to write (legibly) faster. However, it did point out that we, as a club, need to get out more.

Along with the bargains to be had in our flea market, we had a good number of models on the tables tonight. In no particular order:

Jim Wolf - Some interesting movie creatures in the old Aurora style; new kits for Nosferatu and The Invisible Man from Polar Lights and Dr. Jekyll & Mr. Hyde by Mobius from updated Aurora molds. Especially interesting if you were around when the Aurora stuff first came out.

Tom Faith - The new Hobby Boss WWII German amphibious vehicle called the Land Wasser Schlepper or LWS, in 1/35 scale injected plastic. Apparently, it's a long awaited kit of a very complex machine. Looks a little like it belongs to the Sand People in the first Star Wars movie to me. Nice casting. Hobby Boss is making quite a name for itself with kits like this.

Wayne Dippold - A 1/48 Accurate Miniatures P-51A in a unique camouflage scheme to make the P-51 look more like the less formidable P-40 to unsuspecting enemy pilots. Wing and tail tips were painted out with blue paint to follow the more rounded P-40 contours. Apparently it worked in flight but was never proceeded with. The US Navy did something similar in early WWII, painting destroyer shapes on the sides of some cruisers. Didn't take there either. Wayne also had the new Accurate Miniatures releases of the old 1/72 Monogram F-4C/D kits. They come with some great decals that Wayne was able to provide data for from his time with F-4s at Seymour-Johnson AFB. Nice work.



Dave Armitage - Some interesting HO scale narrow gage rail vehicles: a Mack rail car, Kleiber rail bus, a powered '34 Ford bus with scratch built body and a Mack utility vehicle, also with a scratch body. Dave cobbled these up from Jordan kits and his usual assortment of stuff and imagination.



Brian McFee - 1/48 scale Hobby Boss FJ-4 US Navy jet fighter. Very pretty in the gray/white scheme. Used photoetch bits and decals left over from the Grand Phoenix kit he built previously and added a scratch intake cover.

continued...

The "BuffCon" Boys

Tony's Tidbits

Notes From The October Meeting

Kids' Class 2009

NoreastCon 2009

Toys For Tots

IPMS Niagara Frontier Member's Page


Please consider joining IPMS/USA



www.ipmsniagarafrontier.com

October Meeting...

Tim Kastner - 4 new pseudo NASCAR stock racers with a twist. His blue and yellow painted '77 Monte Carlo carries the Sabres hockey team logo and he got it autographed by announcer Rick Gennerette. His similarly painted Impala was autographed by Sabres player Ron Miller. Nice keepsakes. Also showed a '92 T-Bird painted & decaled as Davy Allison's Havoline #28 and a red Charger decaled as Dale Jr's #9. All the cars have customizing details and parts.



Bob Collignon - His early WWII French Laffley antitank carrier with a 47mm gun in 1/35 is coming along. Brakes are all wired and there's enough done to sit the gun in place on the chassis. Going to be a cool model soon.

Larry Osolkowski still has CD's of photos from recent BuffCons (as seen on our website www.niagarafrontier.com) for sale for \$3.00 with all proceeds going to the club treasury. See him at the meeting.

The next meeting is Monday, November 17. Bring something to work on. The around the room question will be "How do you explain your hobby to non-modelers". Paul Hines will get us started, then

later show us how he bends planking for his signature plank-on-frame ship models. Bring your stuff to sell, new kits and projects to show, or just yourself. See you Monday.

The "BuffCon" Boys

Tony's Tidbits

Notes From The October Meeting

Kids' Class 2009

NoreastCon 2009

Toys For Tots

IPMS Niagara Frontier Member's Page

Please consider joining IPMS/USA



www.ipmsniagarafrontier.com

Kids' Class 2009 - Appeals, Special Requests and Tips for Mentors

Bob Conshafter

Hi everyone. I would like to take this opportunity to say hello and talk about our upcoming Kids Class. Our last Kids Class saw record attendance with no less than 35 eager builders. Fortunately for us, we also had record parental participation that really saved us as we were at minimums for club member Mentors. Even so, we all had a great time and I'm happy and proud to say that every builder completed their model and, as far as I could see, a positive modeling experience was had by all.

The club is very fortunate to have members who, every year, volunteer two hours of their time from ten to noon for six Saturdays in January and February. I've spoken with many past Mentors and they get a kick out of helping young people learn and enjoy the hobby of modeling. I believe Mentors have almost as much fun as the kids and find it personally rewarding. I think one ten-year old said it best when he said, "I couldn't have done it without you!"

To have a successful class, approximately 13 volunteer Mentors will be needed.

Please consider being a Mentor. It's okay if you can't make every session. Whatever time you can provide will be greatly appreciated by your fellow members and especially the kids. Every year we strive to make improvements to the Kids' Class and your involvement and suggestions are greatly appreciated.

Our main goal is to have every child come away from the class with a finished kit and a positive experience with modeling. Remember, it would be great if you could volunteer for the whole class but it's okay if you can only attend a few sessions.

A sign up sheet with specific class dates will be passed out at the next club meeting. For new Mentor volunteers, I have an article entitled "Suggestions for Kids' Kit Building Mentors" which will appear after our model kit appeal below.

2009 Kids' Kit Building Class Model Kit Appeal

The 2009 Kids' Class will soon be upon us and the E-Board would like to request model kit donations from the club. Specifically, we are looking for new, un-built plastic model kits in the following categories: **1/35 scale Armor; 1/24 or 1/25 scale Cars; 1/48 scale Planes; 1/350 scale Warships/Aircraft Carriers (20th century).** No sailing ships please.

PLEASE: NO BAGGED KITS WITHOUT BOXES OR INCORRECT BOXES.

If the kit you are considering donating is not in new, sealed plastic, please take the time to make absolutely sure that all parts, decals, and instructions are present and remove anything that may not belong in the kit. Bagged parts are always preferable.

SPECIAL NOTE: Please consider the level of complexity of the kit you are considering donating. Most of the children in the class will typically be in the 8-12 age range with a few exceptions. Try to avoid kits that require rigging or individual track links or may take more than six 2-hour building sessions with painting and decaling to complete. On the other hand, please avoid any snap-together kits or kits that are so easy that they could be completed in one day.

We will make every effort to make sure children are matched with a kit that is appropriate for their age range. Please consider donating a kit that you think a child might be interested in building. Think about what you would really be excited about building if you were a kid again. There is a very limited level of interest for Lancaster Bombers in 1/144 scale!

Donations will be accepted by me, Bob Conshafter, at every club meeting. If I am not available for some reason, please see Mike Miodonski or our President, Tony Gliszczynski as an alternate. Club members were very generous last year and I would like to thank the following people who donated kits to me this year: Justen Hanna, John Zachritz, Andre Thierault, Rich Bernecki and Peter Gajowka. I know a few of you have recently donated to Mike Miodonski and I thank you as well. You know who you are. I thank in advance those who will donate this year. continued...

**The
"BuffCon"
Boys**

Tony's Tidbits

Notes From The
October Meeting

Kids' Class 2009

NoreastCon
2009

Toys For Tots

IPMS Niagara
Frontier
Member's Page

Please consider
joining IPMS/USA



www.ipmsniagarafrontier.com

Kids' Class 2009 cont...

Kids' Class Special Requests

I would like to request some specialized donations to help the Kids' Class address some simple needs while keeping expenses to a minimum. Perhaps you may have a few of the items below that are lying about and would come in handy for our class. For some reason, I'm afflicted with the need to use alliteration. Here goes:

Buck Up for a Buck!

Our last class reached the point where we needed to replenish our paint sets, glue applicators, and other supplies. Your donation of one dollar would greatly go toward off-setting those expenses. C'mon, buck up for a buck!

Kindly Consider Collecting Condiment Cups for the Kids' Class

Those little 2oz clear or black plastic bleu cheese or dressing cups you get from restaurants are perfect for holding paint and glue. This would be a great reason to order chicken wings right now! Remember, you're not doing it for you, you're doing it for the Kids' Class!

Discarded Decals Are Definitely Desired

Every now and then we will have some kits that have been donated that are very old and the decals are disintegrating. Perhaps you have some left over airplane, armor, or car decals that are lying about that you would like to donate. This also allows the kids to get a little creative with their model.

Acrylic Paint

I couldn't think of anything that worked using alliteration so I thought I would keep it simple and go with the obvious. Perhaps you have some acrylic paint lying about that's the wrong color or you know you'll never use. We would be glad to accept it. Wild colors are also greatly appreciated as the kids really like that too. Please, no enamel paints.

Mike Miodonski, Bob Conshafter, or our President, Tony Gliszczynski would be glad to accept your donation. Thanks.

Suggestions For Kids' Kit Building Mentors

The following suggestions are offered in the hopes of achieving our goal of every child going home with a finished kit and a positive building experience:

1. Go over some ground rules: We should finish what we start. We should share supplies and ask for help if we're not sure about things. We should pick a table and stay there and not move around so that mentors can keep track of progress. We want to take our time and have fun by giving our best effort toward a quality job.
2. Before beginning assembly, go over the following things: Take out the kit instructions and show how to follow symbols and steps. You could do a "think aloud" and describe how you would go about assembling a kit by looking ahead at the instructions and box photos to see how things go together. Make children aware that some parts have optional positions or may be moveable. You may have to also do this on an individual basis.
3. Go over tools and techniques of assembly: Emphasize that only the mentor should be using a hobby knife. Show how a parts nipper can be used to remove parts and how to prevent parts from flying into the air. Show how to dry-fit parts first. Show what kind of glue to use on plastic and clear parts and ways of applying it. Show how to use various forms of sanding sticks and paper. Show what can be used to hold parts together. Show how to prepare, apply, and take care of paint and brushes. Clearly, not all these things may be covered in one session and it may be necessary to go over some things later as that stage in the process is reached.

continued...

**The
"BuffCon"
Boys**

Tony's Tidbits

Notes From The
October Meeting

Kids' Class 2009

NoreastCon
2009

Toys For Tots

IPMS Niagara
Frontier
Member's Page

Please consider
joining IPMS/USA



www.ipmsniagarafrontier.com

Kids' Class 2009 cont...

4. Before each building session: Use a hi-liter or marker and look over each child's instruction sheet, determine how many days will be needed for assembly while leaving a session or two for painting and decals and mark off what the child should try to accomplish for today. Now is also a good time to assess the experience level of your builders.

5. During each building session: If necessary, try to slow things down if children are rushing through assembly. Emphasize that we're here to do a good job and have fun. Remind everyone to ask for help if they have a problem or are not sure of something. You can offer insight or strategy by sometimes "thinking aloud". For example, "I think I would leave the ship's propellers off until last so they don't get damaged during assembly". Keep an eye out for younger or inexperienced children that will need more assistance with assembly. You may have to help by assembling smaller, more complex parts and that is okay as long as you both agree on what is to be done and you can show or describe how it came together. Try to find a balance between helping out and doing the whole thing which would defeat the purpose of the exercise. Remember, when you help and guide a child to do something that they cannot do by themselves but can do with your help, you are working in the Zone of Proximal Development. An educational psychologist by the name of Lev Vygotsky came up with that one. Try to balance painting with assembly to avoid long, tedious periods of doing one thing.

6. At the end of each session: Make sure children take responsibility for their part in cleaning brushes and table spaces. Whenever possible, consider bringing in books and photos on the subjects being modeled to add meaning and dimension to what the students are building. This may also give them additional ideas for painting etc. Make sure you have your name on these books and a policy on where and when they should be returned to you. Sometimes, our busy classes may prevent time to look at books.

**The
"BuffCon"
Boys**

[Tony's Tidbits](#)

[Notes From The
October Meeting](#)

[Kids' Class 2009](#)

[NoreastCon
2009](#)

[Toys For Tots](#)

[IPMS Niagara
Frontier
Member's Page](#)

[Please consider
joining IPMS/USA](#)



www.ipmsniagarafontier.com

Dear Modeling Friends and Families,

My name is Bob Collignon and I'm the Show Chairman of the IPMS Region I Convention, **NOREASTCON 2009**. I'm writing to tell everyone about the great show that we, IPMS Niagara Frontier, is planning that we really want YOU, your family and friends to attend! IPMS Niagara Frontier is hoping to see faces from our own Region I and from our good friends in Region 2 and 4 plus our great modeling buddies from the North-Oh Canada !!!

Our show includes some great guests and seminars, a "Make and Take" for our Junior modelers, a "Blind Build" team competition during Happy Hour on Friday (many of us remember the hilarity of our 2003 "Blind Build"), hourly raffles starting Friday, a packed vendor room, lots of room for models, great looking awards and a family style NOREASTCON banquet! Don't miss it! We've added two additional special aspects of the show; a special "entrant only" raffle for a \$50 gift certificate to Niagara Hobby and Craft Mart and, most important, we will have donation bins, for new kits, modeling supplies or cash, for our Service Men and Women in Iraq and Afghanistan.

Please go to our constantly updated web site at www.noreastcon2009.com. Lots of detailed info is on the web site including photos of the show location.

As all you experienced show planners surely know, a large model show needs lots of sponsorships and we still have some available. IPMS Niagara Frontier and the NOREASTCON 2009 show committee would appreciate all sponsorships that you and/or your club might be able to do! Sponsorship information is on the web site, as is a list of current Sponsors and available categories. A "hearty HUZZAH!!!" to all those clubs and individual members who have already sent us your generous sponsorship support!

Any questions please write me at cjltd@roadrunner.com or bobdave@bobdave.com or phone (d) 716-875-0234 or (n) 716-837-2204.

I hope to see lots of old friends and lots of soon to be friends at NOREASTCON 2009!

My Best Regards to All,

Bob Collignon

NOREASTCON 2009 Show Chairman,
IPMS Niagara Frontier, Chapter Contact

Ps. don't forget a new model or modeling supply for our troops. God bless them all!

**The
"BuffCon"
Boys**

Tony's Tidbits

Notes From The
October Meeting

Kids' Class 2009

NoreastCon
2009

Toys For Tots

IPMS Niagara
Frontier
Member's Page

Please consider
joining IPMS/USA

NOREASTCON 2009

Born in 1999

Stellar in the Sequel in 2003

Completing The Trilogy



SCALE MODELER

OVER 60 MODEL CATEGORIES

SUPER

60+ VENDOR TABLES

SHOW III

RETURN OF THE CYANOACRYLATE.

From
the
"BuffCon"
boys



NOR EAST CON 2009

Show Chairman:
Bob Collignon
403 Huntington Ave.
Buffalo, NY 14214
716-837-2204
cjlttd@adelphia.net

APRIL 24 TO APRIL 25, 2009

McKINLEY'S / CLARION HOTEL
SOUTH-3950 McKINLEY PARKWAY
BLADELL, NY 14219
(716) 648-5700

<http://www.noreastcon2009.com>
<http://www.ipmsniagarafrontier.com>

Dealer's Contact:
Dave Schwab
23 Wanda Ave.
Cheektowaga, NY 14211
716-896-8720
DavidSP51Stang@aol.com



Ultimate Toy Drive



Help Toys®Us make a difference in the life of a needy child this Christmas by donating an item from this wish list at any Toys®Us store location.*

SUGGESTED GIFT IDEAS

Birth-2 Years

- Baby Blankets
- Bath Toys
- Blocks
- Board Books
- Dolls
- Games and Puzzles
- Music and Musical Toys
- Nesting, Stacking and Sorting Toys
- Planes, Trains and Trucks
- Push and Pull Toys
- Rattles and Pacifiers
- Sights and Sounds Toys
- Stuffed Animals

3-4 Years

- Action Figures
- Arts and Crafts
- Blocks and Building
- Books (Activity Books and Story Books)
- Dolls and Accessories
- Games and Puzzles
- Learning and Development Toys
- Musical Instruments
- Planes, Trains and Trucks
- Pretend Play and Dress-Up Items
- Sports and Outdoor Toys
- Stuffed Animals

5-7 Years


- Action Figures
- Arts and Crafts
- Books (Activity Books and Story Books)
- Building and Construction Toys
- Dolls and Accessories
- Games (Board Games and Electronic Games)
- Musical Instruments
- Planes, Trains and Trucks
- Play Sets and Figures
- Pretend Play and Dress-Up Items
- Puzzles and Brain Teasers
- Sports and Outdoor Toys
- Stuffed Animals

8-11 Years

- Action Figures
- Arts and Crafts
- Books (Activity Books and Story Books)
- Building and Models
- Gadgets and Electronic Toys
- Dolls and Accessories
- Games (Board Games and Electronic Games)
- Musical Instruments and Karaoke Toys
- Planes, Trains and Trucks
- Play Sets and Figures
- Pretend Play and Dress-Up Items
- Puzzles and Brain Teasers
- Radio and Remote Control Vehicles
- Sports and Outdoor Toys
- Stuffed Animals

Big Kids

- Arts and Crafts
- Books
- Building and Models
- Gadgets and Electronic Toys
- Collectible Action Figures
- Collectible Dolls
- Games (Board Games and Electronic Games)
- Musical Instruments and Karaoke Toys
- Puzzles and Brain Teasers
- Radio and Remote Control Vehicles
- Sports and Outdoor Toys
- Stuffed Animals



*Toys®Us stores nationwide will accept new, unwrapped toy donations from 10/28/07 - 12/9/07

MEMBER INFORMATION PAGE



2008 - 2009 Officers and E-Board Members

President	Tony Gliszczynski	684-7633	gbandit12@roadrunner.com
First Vice President	Andre Thierault	668-2669	CopDre928@aol.com
Second Vice President	Larry Osolkowski	695-1224	osolkowski@roadrunner.com
Secretary	Dick Schulenberg	934-2161	dick.schulenberg@excelco.net
Treasurer	Dave Schwab	896-8720	davidsp51stang@aol.com
e-Dizpatch Editor	Bill Sauer	873-5857	ipmsediz@aol.com
Internet Coordinator	Larry Osolkowski	695-1224	osolkowski@roadrunner.com
Chief Judge	Jim Hanna	433-6084	hanna1510@earthlink.net
E-Board Members	Tony Bartoszek	874-2751	abartoszek@roadrunner.com
	Paul Hines	681-3760	ggandpoppop@gmail.com
	Mike Miodonski	651-0496	mior@aol.com
	Chuck Nichter	681-2114	oldmodelman@verizon.net
	Dan Marafino	684-0733	digbee45@aol.com
	Jim Hanna	433-6084	hanna1510@earthlink.net
Chapter Contact	Bob Collignon	837-2204	cjltd@adelphia.net

The Next Club Meeting:

The next meeting of the Niagara Frontier Chapter IPMS will be on Monday, November 17, 2008 at the Harlem Road Community Center, 4255 Harlem Road (near Main Street), Amherst, New York. We meet in the basement youth room from 7:00 P.M. to about 10:00 P.M. Please do not arrive before 6:45 P.M.

Important: All submissions to e-DIZPATCH

must be received by the Monday one week after our scheduled meeting night.

Printed articles and pictures can be mailed to:

JuJuLizard
25 Huetter Avenue
Buffalo, NY 14207
Attn: e-DIZPATCH

Digital files can be e-mailed to:

ipmsediz@aol.com